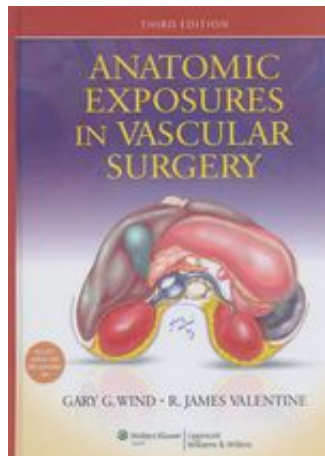




Виртуальная выставка новых поступлений УО "ГрГМУ" за июль 2015 г.



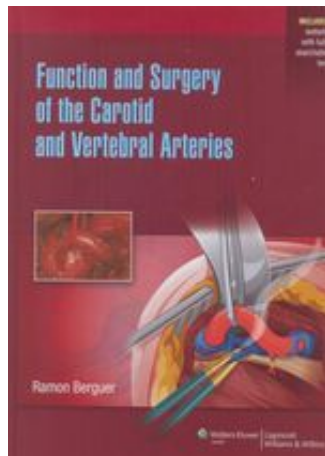
611.9+611.13/.14+617-089
W72

Wind, Gary.

Anatomic exposures in vascular surgery [Текст] / Gary G. Wind, R. James Valentine. - 3rd ed. - Philadelphia(Pa) ; Baltimore ; New York : Wolters Kluwer : Lippincott Williams & Wilkins, 2013. - XV, 587 p. : il. - Includes bibliographical references and index.



Виртуальная выставка новых поступлений УО "ГрГМУ" за июль 2015 г.




616.133+616.134.9]-089
B45

Berguer, Ramon.

Function and surgery of the carotid and vertebral arteries [Текст] / Ramon Berguer ; illustrations by Lorie Gavulic. - Philadelphia [etc.] : Wolters Kluwer : Lippincott Williams & Wilkins, 2014. - XIII, 143 p. : il. - Includes bibliographical references and index.



Виртуальная выставка новых поступлений УО "ГрГМУ" за июль 2015 г.



611.91/.93+611.133.3+617-089](084.4)
C30

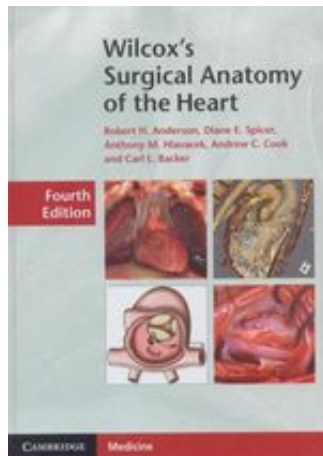
Castelnovo, Paolo.

Surgical anatomy of the internal carotid artery [Текст] : an atlas for skull base surgeons / Paolo Castelnovo, Jacopo Dallan, Manfred Tschabitscher. - Heidelberg [etc.] : Springer, 2013. - XV, 162 p. : il. - Includes bibliographical references and index.

This atlas provides all the basic and advanced information required by surgeons in order to understand fully the skull base anatomy. It is organized according to anatomo-surgical pathways to the hidden areas of the skull base. These pathways are described in step-by-step fashion with the aid of a wealth of color images and illustrations. The emphasis is on endoscopic anatomy but in order to provide a holistic perspective, informative three-dimensional reconstructions are presented alongside the endoscopic images and radiologic images are included when appropriate. In effect, windows are opened on the anatomy so that the reader is guided on a journey throughout the skull base region. This anatomically oriented atlas will serve as an ideal learning tool for novice surgeons and will also prove an invaluable reference for the more experienced surgeon.



Виртуальная выставка новых поступлений УО "ГрГМУ" за июль 2015 г.




611.941+611.12+617-089
W68

Wilcox's surgical anatomy of the heart [Текст] / Robert H. Anderson [et al.]. - 4th ed. - New York ; Cambridge : Cambridge University Press, 2013. - 382 p. : il. - Includes bibliographical references and index.

The revised fourth edition of this classic textbook on cardiac anatomy, written from the stance of the cardiac surgeon, features many new images, including computed tomography angiography, and is accompanied by video clips. The provision of multiple high quality surgical and pathological photographs makes it essential reading for cardiac surgeons, and of great value to cardiologists, surgical pathologists, radiologists and anaesthetists. The book will also be a valuable reference resource for any healthcare professional or researcher who needs to understand detailed cardiac anatomy.



Виртуальная выставка новых поступлений УО "ГрГМУ" за июль 2015 г.



616.89
B39


Behavioral medicine [Текст] : a guide for clinical practice / editors Mitchell D. Feldman, John F. Christensen ; associate editor Jason M. Satterfield. - 4th ed. - New York [etc.] : McGraw-Hill Education Medical, 2014. - XIX, 553 p. : il. - (a LANGE medical book). - Includes bibliographical references and index.

The goal of Behavioral Medicine is to help practitioners and students understand the interplay between psychological, physical, social and cultural issues of patients. Within its pages you will find real-world coverage of behavioral and interactional issues that occur between provider and patient in everyday clinical practice. You will learn how to deliver bad news, how to conduct an effective patient interview, how to care for patients at the end of life, how to clinically manage common mental and behavioral issues in medical patients, the principles of medical professionalism, motivating behavior change, and much more.

Enhanced by new and updated content throughout, Behavioral Medicine provides insight and information not available anywhere else for those who seek to provide comprehensive high-quality care for patients.



Виртуальная выставка новых поступлений УО "ГрГМУ" за июль 2015 г.



616-053.3-083


B55

Beyond the NICU: comprehensive care of the high-risk infant [Текст] / edited by William F. Malcolm. - New York [etc.] : McGraw-Hill Education, 2015. - XXIV, 968 p. : il. - (Lange). - Includes bibliographical references and index.

Beyond the NICU is the first book to deliver practical, evidence-based strategies for healthcare providers caring for the NICU graduate during convalescence and after discharge. It is a guide to the successful transition of a high-risk infant from intensive care to the intermediate-level nursery, and then, to help the child thrive outside of the hospital in a home environment.



Виртуальная выставка новых поступлений УО "ГрГМУ" за июль 2015 г.



616.5-053.2(084.4)


C71

Color atlas and synopsis of pediatric dermatology [Текст] / Kay Shou-Mei Kane [et al.]. - 2nd ed. - New York [etc.] : McGraw-Hill Medical, 2009. - XIV, [VI], 497 p. : il. - Includes bibliographical references and index

Modeled after Fitzpatrick's Color Atlas & Synopsis of Clinical Dermatology, the world's most widely-used dermatologic reference, this point-of-care atlas provides large, detailed, full- color photographs of skin diseases in children along with the latest management and treatment recommendations. You'll find everything you need to confidently assess, diagnose, and manage diseases of the skin, hair, and nails of pediatric patients in a busy clinical environment.



Виртуальная выставка новых поступлений УО "ГрГМУ" за июль 2015 г.



616.43/.45(075.8)
C17


Clinical endocrinology and metabolism [Текст] : a color handbook / ed. by Pauline M. Camacho. - London : Manson Publishing, cop. 2011. - 224 p. : il. - Includes bibliographical references and index.

This Color Handbook is a compact yet complete guide to the diagnosis and treatment of endocrine and metabolic disorders. It combines the advantages of a short text book with those of an atlas, and provides thorough discussion of each disease supported by a wealth of images. Each topic is covered by a specialist contributor.

The book is of particular value to young physicians/residents, to trainee endocrinologists and to senior medical students.



Виртуальная выставка новых поступлений УО "ГрГМУ" за июль 2015 г.



611.3+612.3
G24

Gastrointestinal anatomy and physiology [Текст] : the essentials / edited by John F. Reinus, Douglas Simon. - Oxford : Wiley-Blackwell, 2014. - X, 188 p. : il. - Includes bibliographical references and index.


Gastroenterologists require detailed knowledge regarding the anatomy of the GI system in order to understand the disturbances caused by diseases they diagnose and treat.

To make that information easily accessible, Gastrointestinal Anatomy and Physiology: The Essentials brings together the world's leading experts who present a comprehensive overview of the anatomic and physiologic features of the gastrointestinal tract.

Full color and with excellent anatomical and clinical figures throughout, it provides succinct, authoritative, and didactic anatomic and physiologic information on all the key areas.



Виртуальная выставка новых поступлений УО "ГрГМУ" за июль 2015 г.



616.89(075.8)
O-97

Oxford textbook of women and mental health [Текст] / edited by Dora Kohen. - Oxford ; New York : Oxford University Press, 2010. - XVI, 333 p. : il. - (Oxford textbooks in psychiatry). - Includes bibliographical references and index.


The Oxford Textbook of Women and Mental Health brings a balanced understanding of different aspects of gender and mental health. It summarizes the clinical issues and mental health problems as faced today.

The first part of the book is dedicated to fundamental aspects in women's mental health. It covers topics from women's health as a global issue to different medical psychological theories, giving an overview of gender in mental health. The second part of the book examines clinical aspects of women and mental health. In part three, special clinical topics such as PTSD, self-harm, menopause, violence and their management are investigated. Part four focuses on parental psychiatric disorders, clarifying how mental health and behavioural problems in children can be a marker or a consequence of maternal distress. The final two parts look at the topics of women and learning disability and legislation and policy.

A book of exceptional scope and depth, this volume will be essential for all those health professionals involved in managing mental health problems in women.



Виртуальная выставка новых поступлений УО "ГрГМУ" за июль 2015 г.



611.9(075.8)
H22


Hankin, Mark.

Clinical anatomy [Текст] : a case study approach / Mark H. Hankin, Dennis E. Morse, Carol A. Bennett-Clarke. - New York [etc.] : McGraw-Hill Education Medical, 2013. - X, 420 p. : il. - Includes bibliographical references and index.

Filled with 50 cases that consider 130 possible diagnoses, and more than 250 illustrations, this concise, highly accessible book is a must for medical students and professionals preparing for their courses, boards, and practice. With each chapter, you will gain insight into the fundamentals of human anatomy and-just as importantly-its relevance to actual clinical practice. Clinical Anatomy features an intuitive body region organization, which is consistent with the common instructional approach of medical gross anatomy courses.



Виртуальная выставка новых поступлений УО "ГрГМУ" за июль 2015 г.



616-08-039.74
C95

Current diagnosis & treatment emergency medicine [Текст] / edited by C. Keith Stone, Roger L. Humphries. - 7th ed. - New York [etc.] : McGraw-Hill Medical, 2011. - XIII, 1009 p. : il. - (a LANGE medical book). - Includes bibliographical references and index.

AN EASY-TO-USE GUIDE TO THE DIAGNOSIS, TREATMENT, AND MANAGEMENT OF THE FULL RANGE OF CLINICAL CONDITIONS SEEN IN FAMILY MEDICINE

Valuable to anyone practicing in an emergency department or acute-care setting

Emphasizes immediate management of life-threatening problems, then covers the evaluation and treatment of specific disorders

Authoritative, easy-access coverage for ED clinicians who need answers NOW

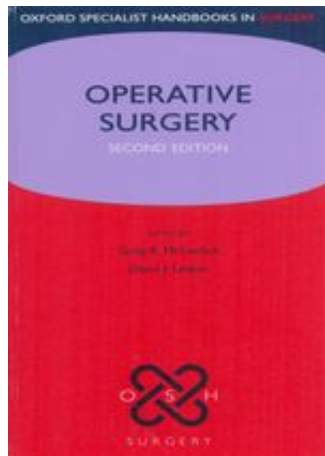
Priority-based and problem-oriented organization encompasses all aspects of emergency medicine, including common emergencies, trauma, and neonatal and pediatric emergencies

Extensive at-a-glance algorithms facilitate quick management and diagnosis

Comprehensive tables of drugs commonly used in the ED



Виртуальная выставка новых поступлений УО "ГрГМУ" за июль 2015 г.



617-089
O-63


Operative surgery [Текст] / edited by Greg R. McLatchie, David J. Leaper. - 2nd ed. - Oxford ; New York : Oxford University Press, 2006. - XVI, 866 p. : il. - (Oxford specialist handbooks in surgery). - Index: p. 857-866.

Oxford Specialist Handbooks offer a radically new way for specialist trainees and their colleagues to access practical management advice. Portable, succinct, and above all reliable, they are indispensable guides to difficult and challenging areas of surgical practice.

Comprehensive coverage of a wide range of surgical operations



Виртуальная выставка новых поступлений УО "ГрГМУ" за июль 2015 г.



616-053.3
N41


Neonatology [Текст] : management, procedures, on-call problems, diseases, and drugs / editor: Tricia Lagy Gomella [et al.]. - 7th ed. - New York [etc.] : McGraw-Hill Education Medical, 2013. - XXI, 1113 p., [4] p. il. : il. - Includes bibliographical references and index.

THE FIELD'S MOST TRUSTED AND COMPREHENSIVE POCKET GUIDE TO TREATING COMMON AND RARE PROBLEMS IN NEWBORNS-EXPANDED AND UPDATED

A true essential for twenty-five years, this streamlined pocket reference provides logically organized, quickly retrievable information on basic and advanced management techniques for the neonate. Featuring a convenient outline approach that puts key information at your fingertips, this quick reference covers everything you need to know about on-call neonatal problems, procedures, diseases and disorders, and pharmacology.



Виртуальная выставка новых поступлений УО "ГрГМУ" за июль 2015 г.




612.43/.45(075.8)
Т42

Textbook of endocrine physiology [Текст] / edited by William J. Kovacs, Sergio R. Ojeda. - 6th ed. - Oxford ; New York : Oxford University Press, 2012. - XII, 462 p. : il. - Includes bibliographical references and index.

The sixth edition of this highly popular text retains its comprehensive coverage of endocrine basics from previous editions while featuring entirely new chapters on several topics, including the assessment of endocrine function, sexual differentiation, growth regulation, the thyroid, the adrenals, and calcium homeostasis. Chapters have been updated and reorganized to make information easily accessible in concise form, and new figures and tables have been added to enhance the presentation of complex concepts. Fundamental principles of endocrine physiology are reinforced with illustrative examples from clinical observation, and the limitations of current knowledge are properly identified. The ideal resource for students entering the field, the Textbook of Endocrine Physiology aims to provide for all a solid basis in fundamentals of endocrinology and for some, inspiration for the pursuit of advanced medical or graduate studies in the field.



Виртуальная выставка новых поступлений УО "ГрГМУ" за июль 2015 г.



577.1(075.8)
K46

King, Michael William.

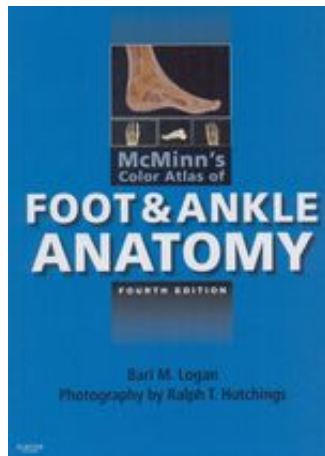
Integrative medical biochemistry [Текст] : examination and board review / Michael W. King. - New York [etc.] : McGraw-Hill Education Medical, cop. 2014. - XV, 892 p. : il. - (Lange). - Index: p. 861-892.

A rigorous full-color review for any type of biochemistry or medical biochemistry examination!

Integrative Medical Biochemistry Examination and Board Review is a fast and effective way for you to prepare for regular course examinations in biochemistry and medical biochemistry, as well as medical board exams and the USMLE Step 1. A unique feature of this review is the integration of medical biochemistry with physiology, pathophysiology, pathology, and anatomy, making it perfect for today's rapidly changing medical school curriculum.



Виртуальная выставка новых поступлений УО "ГрГМУ" за июль 2015 г.



611.718.7/.9+611.728.4(084.4)
M44

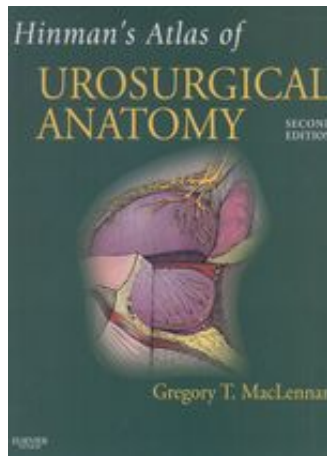
McMinn's color atlas of foot and ankle anatomy [Текст] / Bari M. Logan [et al.] ; photography by Ralph T. Hutchings. - 4th ed. - Philadelphia (Pa) : Elsevier : Saunders, 2012. - XIII, 143 p. : il. - Index: p. 139-143.

Understand foot, ankle, and lower limb anatomy visually and clinically!

This visual reference provides you with a perfect grasp of all the important lower limb structures you are likely to encounter in practice or in the anatomy lab. Phenomenal images of dissections, osteology, and radiographic and surface anatomy give you an unmatched view of muscles, nerves, skeletal structures, blood vessels, and more.



Виртуальная выставка новых поступлений УО "ГрГМУ" за июль 2015 г.



611.6+616.6-089(084.4)
M14

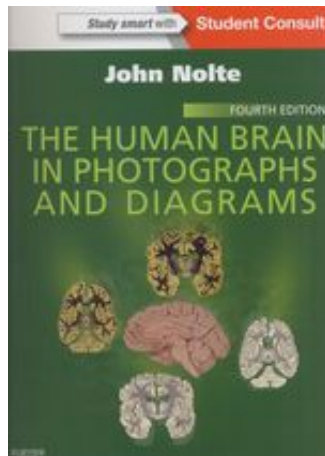
MacLennan, Gregory.

Hinman's atlas of urosurgical anatomy [Текст] / Gregory T. MacLennan ; illustrated by late Paul H. Stempen. - 2nd ed. - Philadelphia : Elsevier Saunders, 2012. - XI, 368 p. : il. - [Atlas of urosurgical anatomy] . - Includes bibliographical references and index.

Detailed illustrations, supplemented by radiologic and pathologic images, help you clearly visualize the complexities of the genitourinary tract and surrounding anatomy, so you can avoid complications and provide optimal patient outcomes.



Виртуальная выставка новых поступлений УО "ГрГМУ" за июль 2015 г.



611.81(084.4)
N74


Nolte, John.

The human brain in photographs and diagrams [Текст] / John Nolte, Jay B. Angevine. - 4th ed. - Philadelphia : Elsevier Saunders, 2013. - XIV, 258 p. : il. - Index: p. 253-258.

Master complex neuroanatomy concepts easily with The Human Brain in Photographs and Diagrams. Respected educator John Nolte, PhD, combines highly accessible coverage of the brain, spinal cord, and brainstem with carefully chosen visuals to help you consolidate your understanding of the information you need to know for your courses, exams, clerkships, and clinical practice.



Виртуальная выставка новых поступлений УО "ГрГМУ" за июль 2015 г.



616.89(075.8)
N52

New Oxford textbook of psychiatry [Текст] / edited by Michael G. Gelder [et al.]. - 2nd ed. - Oxford New ; York : Oxford University Press, 2012. - Пер.загл. : Новый оксфордский учебник по психиатрии.

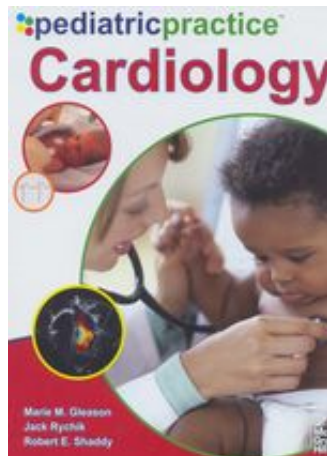
The New Oxford Textbook of Psychiatry is one of the leading reference works in this field. Bringing together over 200 chapters from the leading figures in the discipline, it presents a comprehensive account of clinical psychiatry, with reference to its scientific basis and to the patient's perspective throughout.

In the years since publication of the first edition, many new and exciting developments have occurred in the biological sciences, which are having a major impact on how we study and practise psychiatry. In addition, psychiatry has fostered closer ties with philosophy, and these are leading to healthy discussions about how we should diagnose and treat mental illness. This new edition recognises these and other developments.

The New Oxford Textbook of Psychiatry will continue to serve the profession as an authoritative and comprehensive reference text.



Виртуальная выставка новых поступлений УО "ГрГМУ" за июль 2015 г.



616.1-053.2
G52

Gleason, Marie Murphy.

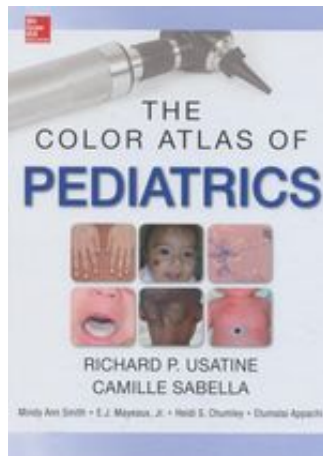
Pediatric practice. Cardiology [Текст] / Marie Murphy Gleason, Jack Rychik, Robert Shaddy. - New York [etc.] : McGraw-Hill Medical, 2012. - XIV, [I], 367 p. : il. - (Pediatric practice). - [Cardiology. Pediatric practice] . - Includes bibliographical references and index.

Part of the Pediatric Practice series, Pediatric Practice: Cardiology is filled with practical, clinically relevant guidance for the diagnosis and treatment of cardiac conditions in children. The care of the patient forms the core of this text, which provides perspectives on epidemiology, pathophysiology, and diagnosis that every pediatrician, cardiologist, family physician, and pediatric nurse needs to know.

Pediatric Practice: Cardiology includes concise yet detailed overviews of pediatric cardiac conditions, along with proven diagnostic and management strategies you can incorporate into your practice immediately. It familiarizes primary care providers with the tools used in the care of pediatric cardiology patients and explains the different types of congenital heart defects. Additional coverage includes the risk factors for acquired adult heart disease and the different forms of inflammatory heart disease.



Виртуальная выставка новых поступлений УО "ГрГМУ" за июль 2015 г.



616-052.3(084.42)
C71

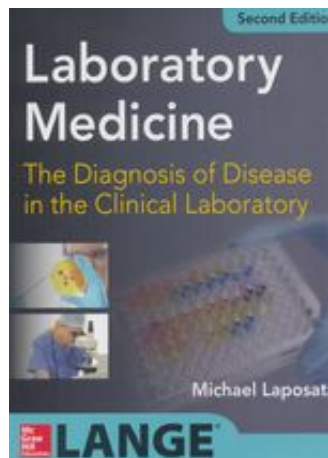
The color atlas of pediatrics [Текст] / editors: Richard P. Usatine [et al.]. - New York [etc.] : McGraw-Hill Education Medical, 2015. - XXIII, 1378 p. : il. - Includes bibliographical references and index.

The Color Atlas of Pediatrics features more than 1,800 full-color photographs to help you visually diagnose a wide variety of common and uncommon conditions and disorders spanning the entire pediatric spectrum.

This superb collection of clinical images is supported by concise, evidence-based treatment recommendations presented in easy-to-apply bulleted text. Each chapter begins with a patient story that ties the photographs to real-life patients.



Виртуальная выставка новых поступлений УО "ГрГМУ" за июль 2015 г.



616-07
L11


Laboratory medicine [Текст] : the diagnosis of disease in the clinical laboratory / edited by Michael Laposata. - 2nd ed. - New York [etc.] : McGraw-Hill Education Medical, 2014. - XXXI, 480 p. : il. - (a LANGE medical book). - Includes bibliographical references and index.

Laboratory Medicine is an essential text for medical students and residents studying clinical pathology, medical technology students, and for practitioners working in a clinical setting. By selecting the appropriate tests and interpreting the results correctly, physicians using this book should be able to optimize patient outcomes and reduce the cost of achieving a diagnosis.

This full-color guide features an easy-to-follow, consistent presentation for each disease discussed. Chapters begin with a brief description of the disorder followed by a discussion that includes tables detailing the laboratory evaluation of specific disorders, and coverage of diagnosis, baseline tests to exclude diagnostic possibilities, and clinical indications that warrant further screening and special testing.



Виртуальная выставка новых поступлений УО "ГрГМУ" за июль 2015 г.



616-091.8
S60

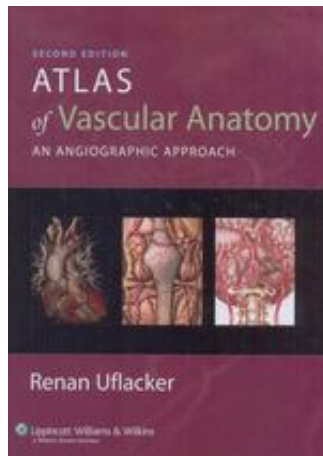
Silverberg's principles and practice of surgical pathology and cytopathology [Текст] / edited by Mark R. Wick [et al.]. - 5th ed. - Cambridge : Cambridge University Press, 2015. - Загл., сост. каталогизатором : Principles and practice of surgical pathology and cytopathology. - Пер.загл. : Принципы и практика хирургической патологии и цитологии по Сильвербергу.

Silverberg's Principles and Practice of Surgical Pathology and Cytopathology is one of the most durable reference texts in pathology. Thoroughly revised and updated, this state-of-the-art new edition encompasses the entire fields of surgical pathology and cytopathology in a single source. Its practice-oriented format uniquely integrates these disciplines to present all the relevant features of a particular lesion, side by side. Over 3500 color images depict clinical features, morphological attributes* histochemical and immunohistochemical findings, and molecular characteristics of all lesions included.

This edition features new highly experienced and academically accomplished editors, while chapters are written by the leading experts in the field (several new to this edition, bringing a fresh approach).



Виртуальная выставка новых поступлений УО "ГрГМУ" за июль 2015 г.



611.1+616-073.75(084.4)
U23

Uflacker, Renan.

Atlas of vascular anatomy [Текст] : an angiographic approach / Renan Uflacker. - 2nd ed. - Philadelphia(Pa) [etc.] : Lippincott Williams & Wilkins, a Wolters Kluwer business, 2007. - XIV, 905 p. : il. - Includes bibliographical references and index



Виртуальная выставка новых поступлений УО "ГрГМУ" за июль 2015 г.



611.941+611.12+617-089

B45

Berdajs, Denis.

Operative anatomy of the heart [Текст] : with 948 figures in 1070 parts / D. Berdajs, M. I. Turina ; illustrations by Gudrun and Adrian Cornford. - Berlin ; Heidelberg : Springer, 2011. - XV, 543 p. : il. - Includes bibliographical references and index.

(с) Библиотека УО "ГрГМУ"